

WOSEN

Light As You Like
EST:1992

Model 22 Series LED Flood Light IP65



DATA SHEET



Product information

WOSEN 22 Series LED Flood Lights adopt ADC12 die-casting aluminum with golden section design which are good for heat dissipation and SOSEN brand driver ensures long lifespan of whole lamps. There are three chips in each lens design, which better ensures the luminous efficiency and increases brightness. They are used for landscape, building facades, municipal squares and so on

Features

- High quality with five years warranty
- Adopting AC85-265V wide voltage constant current waterproof SOSEN isolated driver to ensure lamps safety
- Surge Protection reaches 4KV to effectively handle the impact of high voltage and electric current to improve lamps reliability
- Voltage resistance reaches 1500V to effectively guarantee safety of installers and lamps reliability
- High light efficiency with up to 100lm/W
- High light transmittance and high-strength lens shows light output be soft and effectively anti-glared, and also reduces the damage rate of transportation
- PCB and driver have independent waterproof capabilities, reaching IP65
- Bent bracket for easy and quick installation

Benefits

- Patented design meets national safety regulations, quality, CQC technical standard
- Green environmental protection, no ultraviolet, infrared and mercury pollution
- Light transmittance can reach 91%
- High-performance led chip, energy saving, high light efficiency
- Different CCT for options: 3000K/4000K/5700K /Yellow/Green/Blue/Purple/Red/RGB
- IK08
- Working Temperature: -35°C ~ +45°C

Application areas



Factory workshops



Stadium



Advertising lighting



Building hall



Landscape



Bridges



Municipal square



Shops

Structures and materials

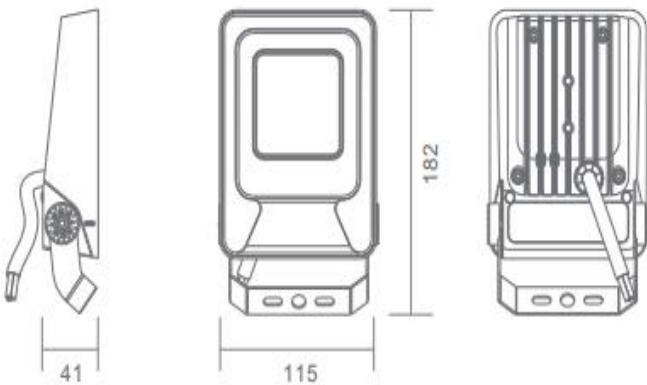
- Materials: Aluminum alloy/PC lens/SOSEN driver



Specification summary

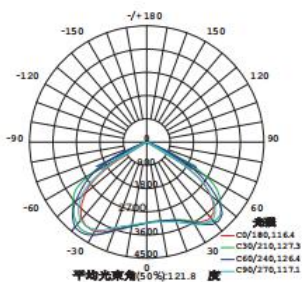
Product code	Product Description	Wattage (W)	PF	Efficiency (lm/W)	Surge Protection (V)	CRI	CCT	Input Voltage	Beam Angle
WS2201	22 Series Flood Light 20W IP65	20	0.95	100	4000	80	3000K	AC85-265V 50/60HZ	60/90°
WS2202	22 Series Flood Light 50W IP65	50	0.95	100	4000	80			
WS2203	22 Series Flood Light 100W IP65	100	0.95	100	4000	80	5700K		
WS2204	22 Series Flood Light 150W IP65	150	0.95	100	4000	80	Blue		
WS2205	22 Series Flood Light 200W IP65	200	0.95	100	4000	80	Green		
WS2206	22 Series Flood Light 250W IP65	250	0.95	100	4000	80	Purple Yellow RGB		

Dimensions (mm)

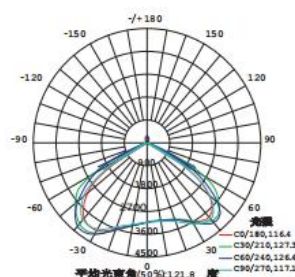


Wattage (W)	L (mm)	H (mm)	W (mm)
20	182	41	115
50	286	55	189
100	375	44	251
150	530	80	335
200	530	80	335
250	530	80	335

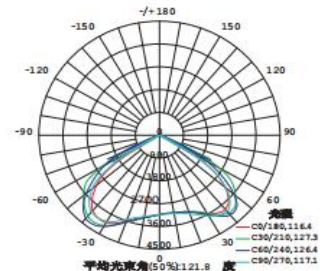
Photometric data



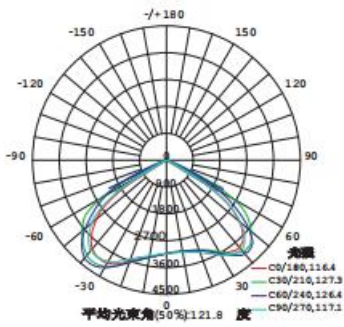
20W



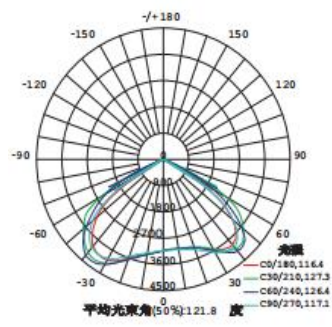
50W



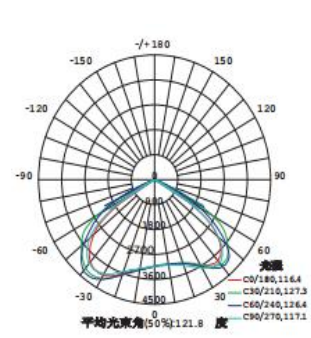
100W



150W



200W



250W

We in WOSEN Lighting are constantly developing and improving our products. For this reason, all product descriptions in this catalogue are intended as a general guide, and we may change specifications from time to time in the interest of product development, without prior notification or public announcement. All descriptions in this publication present only general particulars of the goods to which they refer and shall not form part of any contract. Data in this guide has been obtained in controlled experimental conditions. However, WOSEN Lighting cannot accept any liability arising from the reliance on such data to the extent permitted by law. LED Flood Light Model 22 SERIES Datasheet- July 2020